



ONLINE SHAREHOLDERS' MEETING GUIDE 2019

Cxense ASA will be conducting this year's annual general meeting ("**AGM**") as a hybrid general meeting, giving you the opportunity to attend the AGM either in person or to participate online by using your smartphone, tablet or computer.

The hybrid AGM is administered by DNB Bank ASA, Registrars Department, who has licensed the software for the online AGM from the company Lumi Ltd., giving all shareholders in Cxense the option to attend the AGM on an online platform.

By attending the online AGM, you will be able to listen to a live webcast of the meeting, submit questions relating to the items on the agenda and cast your votes in the real time poll of the AGM. Secure identification of shareholders is done by using the unique reference number and pin code that are assigned each shareholder for the AGM by the Norwegian Central Securities Depository (In Norwegian either "**Verdipapirsentralen**" or the "**VPS**").

No deadline for registration is applicable for using the online AGM solution, however, please note that you must be logged into the online AGM no later than at the start of the meeting. The following pages will provide you with a short guide on how to access, participate and submit your votes at the online AGM.

If you do not intend to participate in the AGM through the online Lumi solution, please note the deadline for registration as set out in the notice. Please refer the notice for the AGM and appendices for further information on registration of such attendances or proxies.

HOW TO ACCESS THE ONLINE AGM

STEP (1)

In order to attend the online AGM you need access the Lumi solution by doing either of the following:

- Use the Lumi AGM app:** Download the Lumi AGM app from the Apple Appstore or Google Play Store by searching for Lumi AGM, or
- Visit <https://web.lumiagm.com>:** Go to the LUMI AGM website <https://web.lumiagm.com> either on your smartphone, tablet or computer. You will need the latest versions of Chrome, Safari, Internet Explorer 11, Edge and Firefox. Please ensure your browser is compatible.

STEP (2)

Once you have either downloaded the **Lumi AGM app** or entered <https://web.lumiagm.com> into your web browser, you'll be asked to enter the following **meeting ID** and click **join**:

Meeting ID: 116-602-413


STEP (3)

You will then be required to enter your:

- Username; **Reference number from VPS**
- Password; **Pin code from VPS**

You will be able to log into the site from 08:00 (CEST) at the date of the AGM on 8 May 2019.

When successfully authenticated, the info screen will be displayed. You can view company information, submit questions relating to the items on the agenda and live stream the webcast.



HOW TO RECEIVE REFERENCE NUMBER AND PIN CODE

All shareholders registered in the VPS are assigned their own unique reference and pin number for use in the AGM, available to each shareholder through VPS Investor Services.


Access VPS investor Services, select Corporate Actions, General Meeting. Click on the ISIN [NO0010671068](#) and you can see your reference number (Ref.nr.) and PIN code.

All VPS registered shareholders may access VPS Investor Services through www.vps.no or internet bank. Contact your VPS account operator if you do not have access.

Shareholders who have not elected Electronic corporate messages in investor Services will in addition to this, also receive their reference number and pin code by post from the company.

Nominee registered shareholders: Shares held through nominee accounts must be transferred to a segregated VPS account registered in the name of the shareholder in order to participate in the AGM; once shares are transferred to the segregated VPS account, a reference number and pin code is assigned to this account. Please contact your custodian for further information and/or instructions on obtaining reference number and pin code for nominee held shares.

HOW TO VOTE

The chairperson will open voting on all resolutions at the start of the meeting. Once the voting has opened, the polling icon  will appear on the navigation bar at the bottom of the screen. From here, the resolutions and voting choices will be displayed.

To vote, simply select your voting direction from the options shown on screen. A confirmation message will appear to show your vote has been received.

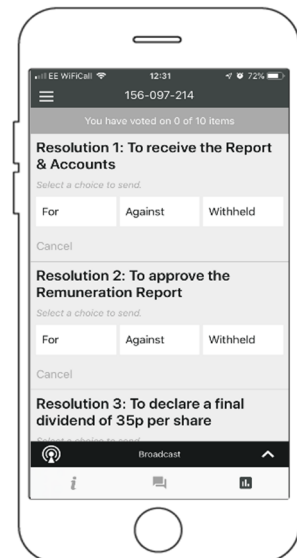
For - Vote received

To change your vote, simply select another voting direction. If you wish to cancel your vote, please press Cancel.

Once the chairperson has opened voting, voting on any item can be performed at any time during the meeting until the chairperson closes the relevant voting on the specific resolution. Your last choice before the individual vote is closed will be final and cannot be changed.


You will be able to send messages and attend the webcast while the poll is open.

Please note that if a proxy with voting instruction is registered prior to the AGM, this is valid unless the shareholder participates online and alter the voting on the items.



QUESTIONS TO THE CHAIRPERSON

Questions or messages relating to the items on the agenda can be submitted by the shareholder or appointed proxy at any time during the Q&A session up until the chairperson closes the session.

If you would like to ask a question relating to the items on the agenda, select the messaging icon. 

Type your message within the chat box at the bottom of the messaging screen. Once you have completed your message, click the send button.

Questions submitted online will be moderated before being sent to the chairperson to avoid repetition and remove any inappropriate language. All questions and messages will be presented with the full name and identity of the shareholder raising the question.

DOWNLOADS

Links are present on the info screen. When you click on a link, the selected document will open in your browser.

Data usage for streaming the annual shareholders' meeting or downloading documents via the AGM platform varies depending on individual use, the specific device being used for streaming or download (Android, iPhone, etc) and the network connection (3G, 4G).